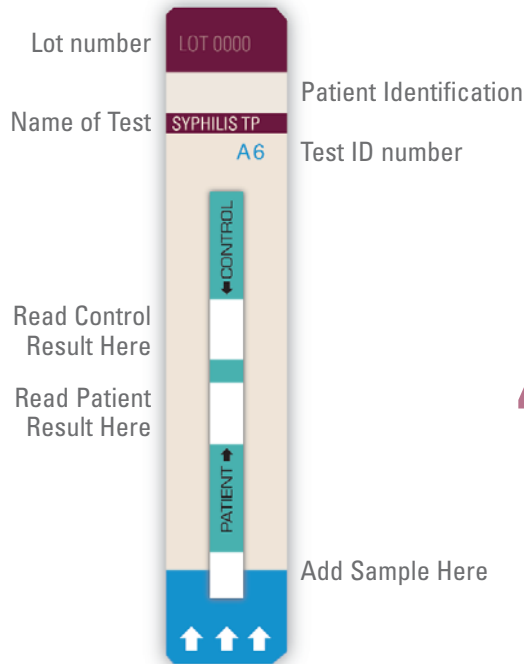


Determine™ Syphilis TP

Whole Blood Procedure

(Refer to package inserts for assay procedures) (Refer to the other side for Serum/Plasma procedure)



1 Remove tests




Note: Removal of the test units should start from the right side of the test card to preserve the lot number which appears on the left side of the card.

2 Remove cover




3 Add sample



Wait 1 minute

Add sample (50µl) to sample pad (finger stick or venipuncture)

4 Add chase buffer

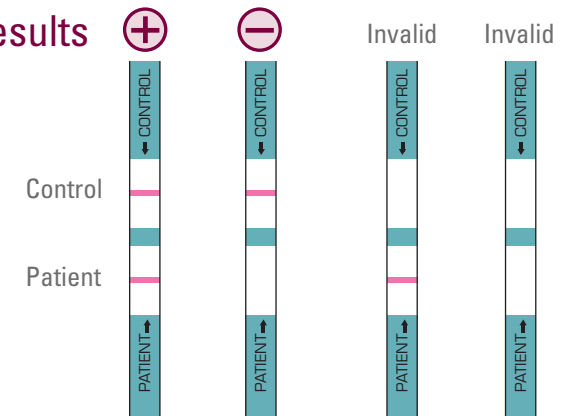


Add one drop of chase buffer

5 Read results



Wait 15 minutes



determine
detect... diagnose... determine...

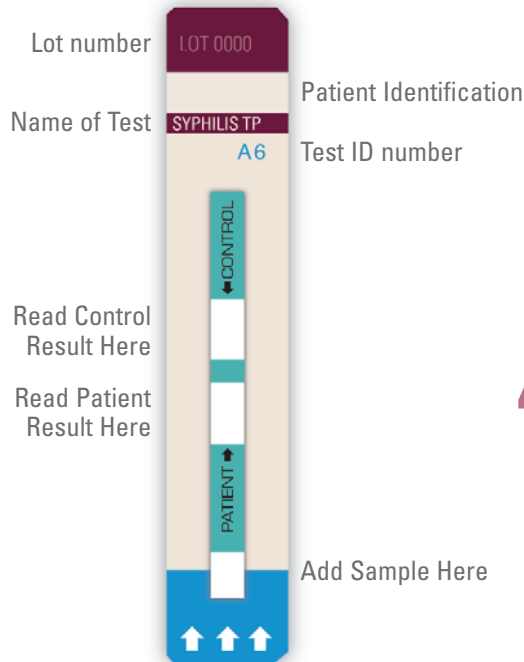
www.determinetest.com
enquiry@determinetest.com

inverness medical

Determine™ Syphilis TP

Serum/Plasma Procedure

(Refer to package inserts for assay procedures) (Refer to the other side for Whole Blood procedure)



1 Remove tests




Note: Removal of the test units should start from the right side of the test card to preserve the lot number which appears on the left side of the card.

2 Remove cover



3 Add sample



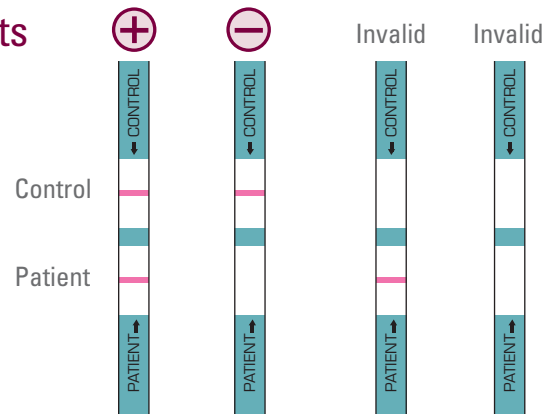
Add sample (50µl) to sample pad



Wait
15 minutes

4 Read results


4



Other Determine Tests available:

Determine™ HBsAg
Determine™ HIV-1/2

www.determinetest.com
enquiry@determinetest.com

 inverness medical

determine
detect... diagnose... determine...